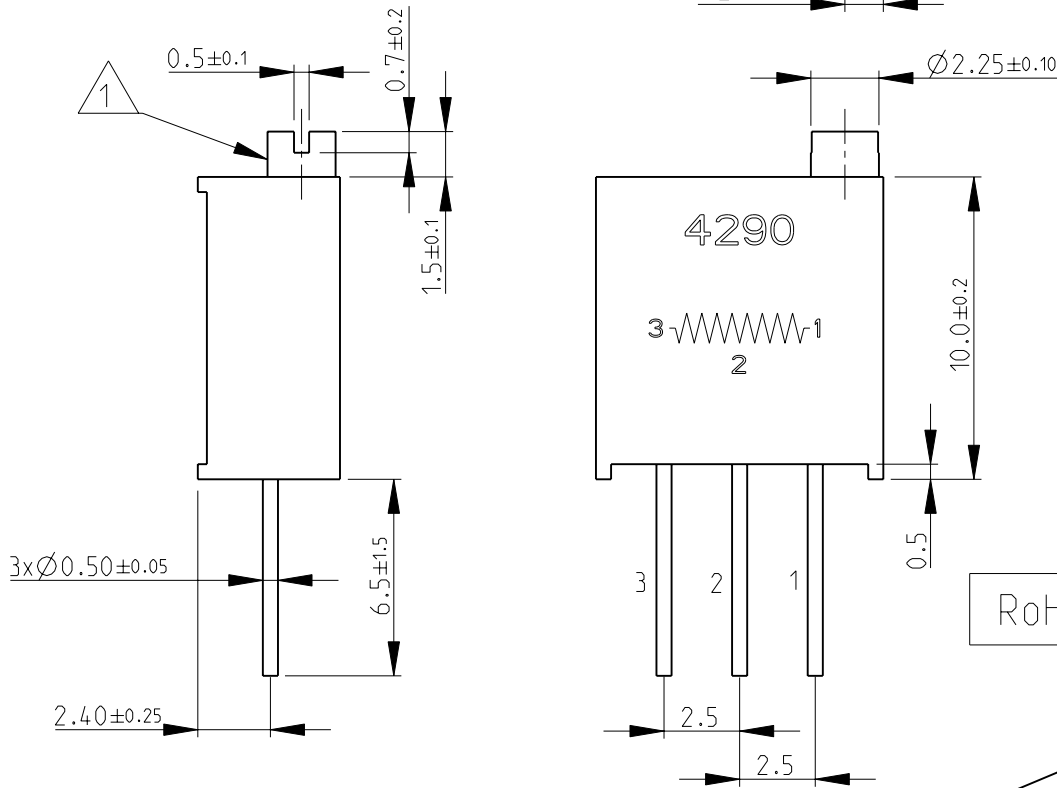
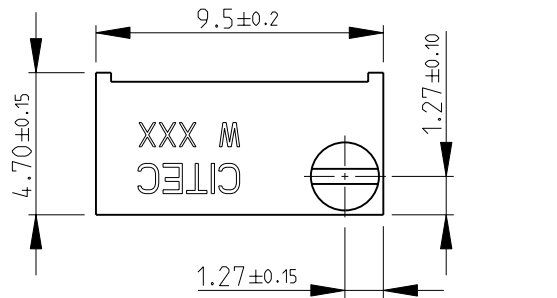
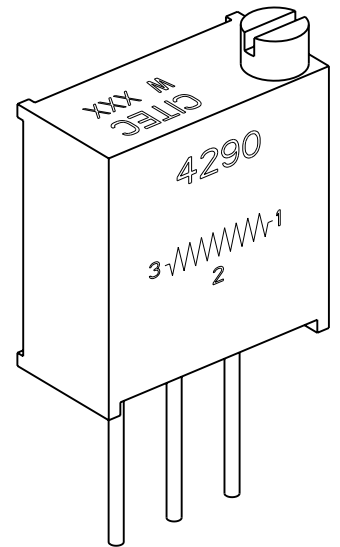


LOC	DIST	REVISIONS					
E	B	P	LTR	DESCRIPTION	DATE	DWN	APVD
			BA	NEW RELEASE	09-Sep-08	SM	St.P

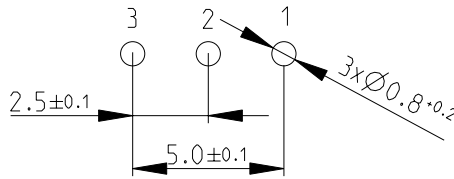


RoHS Compliant



- 1 TOP ADJUSTMENT SCREW  
2 FOR FURTHER INFORMATION SEE DATA SHEET FOR 4290 SERIES-PROFESSIONAL TRIMMERS

PCB PIERCING PLAN



2008

RELEASED FOR PUBLICATION

THIS DRAWING IS UNPUBLISHED.

BY TYCO ELECTRONICS CORPORATION. ALL RIGHTS RESERVED. COPYRIGHT 2008

DIMENSIONS: mm	DWN	09-Sep-08	MATERIAL	-	FINISH	-
	CHK	09-Sep-08	Tyco Electronics Corporation Dorcan, Swindon, SN3 5HH			
TOLERANCES UNLESS OTHERWISE SPECIFIED:	APVD	09-Sep-08				
	0 PLC	±0.5	NAME	PROFESSIONAL TRIMMERS SERIES 4290W		
1 PLC	±0.2	PRODUCT SPEC	SIZE	CAGE CODE	DRAWING NO	RESTRICTED TO
2 PLC	±0.1	-	A 4	00779	©-1623849	-
3 PLC	±-	APPLICATION SPEC	CUSTOMER DRAWING			
4 PLC	±-	-	SCALE	4:1	SHEET 1 OF 1	REV BA
ANGLES	±5°	WEIGHT	-			